

PRODUCT CATALOG

2020-2021

TRANSFORM
YOUR
HALLWAYS



RoomTagzTM
The Hallway Sign Company



INSERTABLE SIGNAGE

What is it?

Our Insertable Signagage kit is a curved modular technology that can display a simple piece of 8.5x11 printer paper, that we call a template. Other sizes are available upon request. These are not simply a sign. They are a sturdy display structure with non-glare acrylic covers. Along with the display, we offer complimentary design services to create an editable template to make it as easy as possible for our customers to have the best looking and most effective signage.

What is included in the price of a kit?





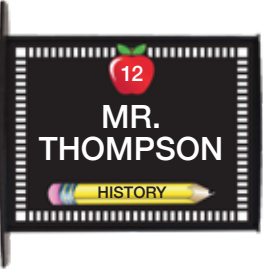
One kit includes the following:

ONE INSERTABLE SIGNAGE DISPLAY

SUCTION CUPS FOR EASY TEMPLATE REPLACEMENT (A FEW PER ORDER)

SCREWS AND A DRILL BIT (ONE PER ORDER) FOR EASY INSTALLATION

A COMPLIMENTARY TEMPLATE DESIGN TO MATCH YOUR HALLWAY



Common Questions

How do I get a template?

Once the order is officially placed, we will ask you a few questions about your school and your vision. From there, our graphic designer will design three template options. You will choose your favorite and we will work together to tweak it until it is perfect for your hallways. Once the template is finalized, our graphic designer will create an editable version so that you may label the templates accordingly for each respective room.

How do I update the display?




Once you have your template, be sure to save it somewhere safe on a computer. When you need to add a template to the display, you simply type out the necessary information in the editable template file and print it once for the flat mounted display or twice for the flag mounted displays. You then use the provided suction cup to pull the acrylic cover off, drop in the template, and replace the acrylic cover.

How heavy is this? Can brick, concrete, or drywall hold it up?

Each display is less than 5lbs. The provided screws can be used in brick, concrete, and drywall. You will not need an anchor because of the style of the screw. We have had not had any issues with the screws being unable to hold the signs into the wall.

Insertable Signage Options

We offer three standard displays. Additional sizes available upon request.

PREMIUM	DELUXE	FLAT MOUNT
 <ul style="list-style-type: none">• 100% Made in America• Holds an 8.5x11 sheet of paper• ALL Aluminum• A RoomTagz™ Best Seller• Hardware is supplied• Complimentary template design (\$250 value)• \$69.99 each	 <ul style="list-style-type: none">• Made in China• Holds an 8.5x11 sheet of paper but has a .125" border on extra space on left and right• Aluminum with plastic endcap• Hardware is supplied• Complimentary template design (\$250 value)• \$49.99 each	 <ul style="list-style-type: none">• Made in China• Holds an 8.5x11 sheet of paper• Ability to hang both horizontal or vertical• ALL Aluminum• Hardware is supplied• Complimentary template design (\$250 value)• \$35.99 each





PVC SIGNAGE

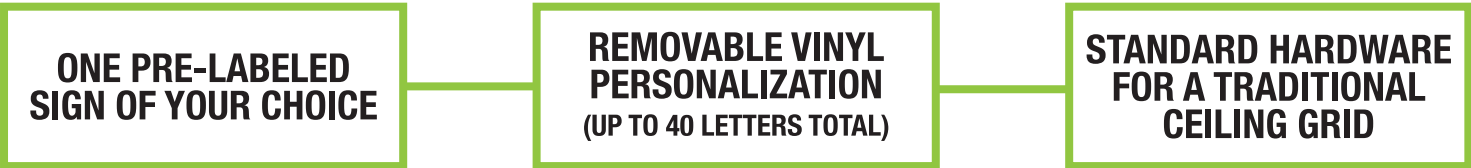
With removable vinyl lettering, prices from \$24.99-\$84.99

What is it?

One of our most popular options are our PVC line of products. We use a fire retardant 3mm PVC plastic material that allows the signs to be durable and lightweight. All signs are digitally printed, double sided. Each sign will arrive pre-labeled with a personalized name, subject, room number, etc, using our premium removable vinyl. You can choose from our standard hardware kit for a traditional ceiling grid system, or you can purchase our side mount kit for an additional price.

What is included in the price of a kit?

One kit includes the following:



Common Questions

How do you update the lettering on the signs? Is it easy?

YES. It is extremely easy and takes less than 60 seconds. The vinyl is removable and will not leave residue behind. We have a video tutorial and written instructions on how to lay down your new vinyl. It is similar to applying a bumper sticker to a vehicle.

How do I order new vinyl lettering?

To order updated vinyl lettering you can send us an email with the text that you need. The text will be produced as one solid piece, NOT individual letters. The price for sizes up to 2in is \$1 each (which includes both sides). For example, in MRS. MILLER there are 9 letters, the price would be \$9 plus shipping, which would give you lettering for the front and back.

Can I order a letter bank?

Yes, we have a 278 piece lettering set with a balance of common and uncommon letters. This is more time consuming and difficult to apply individually, however, it allows you to update on demand.

Does the price include vinyl for the front and the back?

Yes, pricing ALWAYS includes front and back lettering. Each kit is priced to allow 40 letters total per sign (20 per side). If the total lettering exceeds that count, there is an additional cost. MOST of the time, 40 letters is more than enough to accommodate.

What is the price?

The price for a single PVC sign kit will vary based on the overall quantity and design chosen. We have prices from \$24.99 to \$84.99 each, with the most common price points being at \$49.99 and \$59.99.



MAGNETIC SIGNAGE

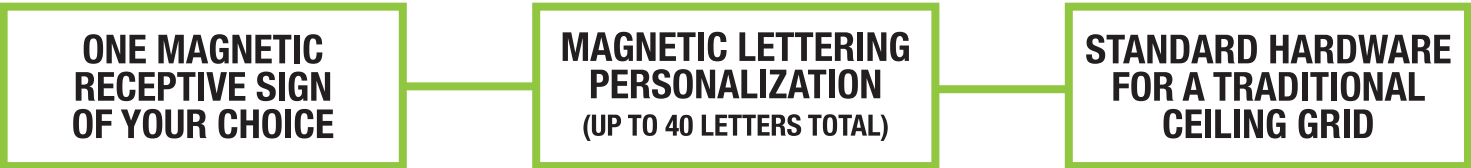
With interchangeable magnetic lettering, prices from \$79.99-\$104.99

What is it?

Our magnetic signage is made from a fire retardant 3mm PVC plastic material with a magnetic receptive layer that allows the sign to be durable and have a magnetic surface. All signs are digitally printed, double sided. Each sign can be personalized with a name, subject, room number, etc, using our magnetic lettering. You can choose from our standard hardware kit for a traditional ceiling grid system, or you can purchase our side mount kit for an additional price. Must be labeled on-site.

What is included in the price of a kit?

One kit includes the following:



Common Questions

How do you update the lettering on the signs? Is it easy?

YES. It is easy to update lettering. The lettering is all magnetic and we provide spacers and guidelines to ease the process. We have a video tutorial and written instructions on how to line up your letters.

Can I order a letter bank?

Yes, we have a 278 piece lettering set with a balance of common and uncommon letters. It is required to order atleast one set of extra letting when placing an order for magnetic signs.

How do I order new magnetic lettering?

It is extremely uncommon to order indivual magnetic letters. If you run out of letters in your letter bank, you typically will order another 278 piece set to accommodate, unless you only need a few letters. Each letter is \$1.50 per lettering set (to complete both sides). For example, MRS. MILLER would be 9 letters, making the total \$13.50 plus shipping.

Does the price include magnetic lettering for the front and the back?

Yes, pricing ALWAYS includes front and back lettering. Each kit is priced to allow 40 letters total per sign (20 per side). If the total lettering exceeds that count, there is an additional cost. MOST of the time, 40 letters is more than enough to accommodate.

What is the price?

The price for a single magnetic sign kit will vary based on the overall quantity and design chosen. We have prices from \$79.99 to \$104.99 each, with the most common price point being at \$79.99.



STOCK & CUSTOM DESIGNS

What is a stock design?


A stock design is a design that we have on hand that is a more common product. These designs do NOT allow for any changes to be made to the artwork. Not all stock designs come in magnetic.

What is a custom design?

A custom design is a design that gives the opportunity for creativity. You are able to match colors and mascots to your facility. You would work closely with our graphic designer in coming up with the perfect sign for your hallways. There is a design fee of \$100-\$250 for a custom design.

SIGN EXAMPLES

Check out our website for a more comprehensive list of the stock and custom designs that we offer. The most common size is 22.5”W by 15.5”H. Any design can be made into a magnetic kit. See something you like but want a different color? Just ask! We can accommodate nearly any request!



WHICH OPTION IS BEST FOR ME?

Unsure what is best for your environment? Check out the below!


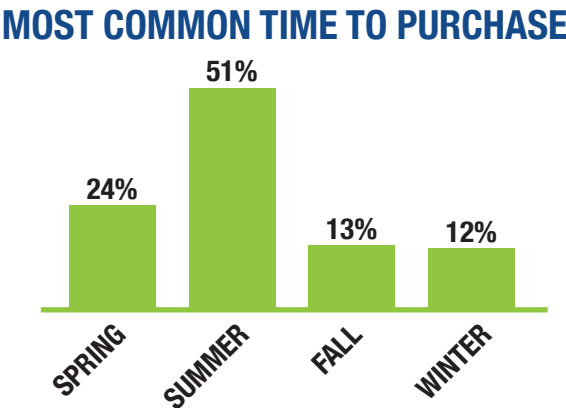
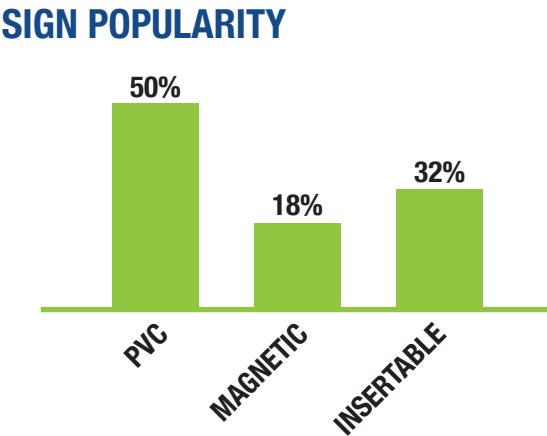
	PVC	MAGNETIC
Digitally printed double sided	x	x
Arrives as a kit including the sign, lettering, and hardware	x	x
Can be a custom design	x	x
Can be a stock design	x	limited
Can be side mounted (additional costs)	x	x
PVC only	x	
Removable Vinyl Lettering	x	
Pre-labeled by RoomTagz™ staff and ready to hang	x	
Can update in 60 seconds or less	x	
Lower up-front cost	x	
Requires annual costs to update information	x	
Less convenient for high turnover	x	
Magnetic Receptive + PVC		x
Magnetic Lettering		x
Label on-site ONLY		x
Higher up-front cost		x
No annual cost		x
Can update conveniently on the spot		x
More difficult and time consuming to label/line up		x
Kids can jump up and move letters if reachable		x
Most convenient for high turnover		x



OUR PROCESS

- STEP 1 - Picking a Product**
Choose a product or ask for guidance.
- STEP 2 - Requesting an Estimate**
Email or call with details for an accurate estimate.
- STEP 3 - Placing an Order**
Place an order by signing the estimate or submitting a PO.
- STEP 4 - Finalizing a Design**
Finalize design and/or lettering (if applicable).
- STEP 5 - PRODUCTION!**
Typically, allow 3-4 weeks for a stock design and 4-6 weeks for a custom design.
- STEP 6 - Transform Your School**
Receive your product and hang for all to see!
- STEP 7 - Send Us Photos**
We would love it if you could email us before/after photos of your transformation!
- STEP 8 - Payment**
Pay with check by mail or by card (processing fees apply).

FUN FACTS



TRANSFORM